

# INTERNATIONAL STUDENT



## PRE-ARRIVAL HANDBOOK





# CONTENTS PAGE

## WELCOME

Before You Leave Home

3  
4

## TRAVEL

Customs & Duty Free Tax Goods  
Arriving in the UK & Airport Transfer

5  
6

## ACCOMMODATION

College Residence/HomeStay  
Settling In  
Homestay & Private Accommodation

7  
8  
9

## GENERAL INFORMATION

Travel Information  
Money Advice  
Healthcare  
Clothing, Weather & Cost of Living  
Opening a Bank Account & Personal Safety  
Places of Worship  
General Advice  
Settling In  
First Day at Bath Academy

10-11  
11  
12-14  
15  
16  
17  
18  
19  
20

Laws and Regulations In the UK

21-22

Final Checklist Before Departure

23

Important Addresses

24



# W E L C O M E

We are looking forward to meeting you in Bath very soon!

To ensure that you are aware of arrival and important, relevant information, we have put together a useful handbook to help you plan your journey and arrive safely before you study at Bath Academy.

If you have any questions, contact the college on +441225 334 577 or [info@bathacademy.co.uk](mailto:info@bathacademy.co.uk)

**This booklet contains essential pre-arrival information and useful advice.**

**Please read it carefully!**



## BEFORE YOU LEAVE HOME

### You must:

- Obtain the necessary permission to enter the UK (if required). After making a successful Visa application overseas, you will be issued an entry vignette in your passport to enable you to travel to the UK. You will need to travel to the UK within the time of the vignette or apply for a new vignette to extend the date at an extra cost.
- Book Bath Academy Airport Transfer service (if required).
- Notify Bath Academy of your date and time of arrival.



## DON'T FORGET

When travelling, please keep all important documents with you in your hand luggage, not in your suitcase;

- A valid passport
- Offer Letter from Bath Academy.
- A printout of your Visa Support Letter or Letter of Acceptance from Bath Academy
- Credit Cards or cash in UK Sterling '£'
- Address of your accommodation whilst studying at Bath Academy
- Certificates of Health (if you need them)  
+ Insurance Certificates (if applicable).

## WHEN YOU ARRIVE - PASSPORT CONTROL

- There will be two queues at the airport, one for European Economic Area (EEA) nationals and one for non-European nationals.
- Show your Passport and letter stating you have been accepted to study the course at Bath Academy.
- Show your evidence that you will be able to support yourself financially.
- The Immigration Officer may ask questions to see if you are a genuine student and that you intend to leave the UK after your studies.

**CHECK THE LATEST UK GOVERNMENT GUIDELINES ON TRAVEL [HERE](#)**



Coming to the UK to study this year? Here are Border Force's top ten tips to make sure you have everything you need for a smooth arrival.

## 1 Complete your landing card

If you're from a country not in the EU or European Economic Area, please complete the landing card given to you during your flight before you arrive at border control.



## 2 Have your passport ready

Remove it from any cover, and remember to remove sunglasses and hats before reaching border control.



## 3 Keep information about the course you're studying in your hand luggage

This must be in paper copy (not an electronic copy on a tablet or phone). This includes your university confirmation of acceptance for studies (CAS) number.



## 4 Keep recent bank statements and details of where you are staying in your hand luggage

Border Force officers may ask to see this information.



## 5 Expect Border Force officers to ask simple questions

Expect Border Force officers to ask simple questions about your stay in the UK when you arrive at passport control.



## 10 Never give false or misleading information

Never give false or misleading information (including forged or counterfeit documents).



## 9 You must declare cash of 10,000 Euros or more

You must declare cash of 10,000 Euros or more (or the equivalent in another currency) if you are travelling from a country outside the EU.



## 8 Why not become a Registered Traveller?



If you plan on travelling in/out of the UK more than four times this year, why not become a Registered Traveller. Members do not fill in landing cards and are able to access ePassport gates. Find out more here: [www.gov.uk/registered-traveller](http://www.gov.uk/registered-traveller)

## 7 There are also restrictions on the amount of tobacco, alcohol and gifts you can bring to the UK

If you exceed your duty-free allowance and do not declare them, all of your items could be taken away from you.



## 6 Do not bring in any meat or dairy products from outside the European Union (EU)

There are restrictions on traditional medicines, food products such as fish, eggs and honey, and some fruit, vegetables and plants (including bulbs, seeds, cut flowers and tree bark).



## CUSTOMS

You should consult the list available on your flight to determine the allowances of goods you can enter the UK with.

You may have to declare certain items, follow the signs:

- **Green signs = "Nothing to Declare"** (a customs officer may still stop you)
- **Red signs = "Goods to Declare"**

- Any restricted goods must be declared to the customs officer through the red exit.
- Carrying large amounts of cash in and out of the country is not advised. Bring large amounts of money in Travellers Cheques or Credit Cards. You should also check whether the country where you live have restrictions on cash that may be taken out of the country.
- There are strict rules governing the import of food products, animals and plants into the UK. If you have to bring any medicinal drugs that have been prescribed by a doctor, you should bring documentary proof of the nature of the drugs; otherwise it will be confiscated. Drugs such as cannabis, LSD, cocaine and heroin are prohibited and customs officer and police have the right to search for illegal drugs.



## DUTY FREE TAX GOODS

If you are carrying more than the duty and tax-free allowance, you must go through the red channel. You may have to pay charges on the excess depending on the quantity and kind of goods.





# I am staying with a Home Stay provider

Make sure you have the address and contact information.



Contact them when you are on your way from the airport to let them know you will be there soon.



When you arrive at your home, your host family will be there to greet you.



When you arrive you will be offered some food, something to drink and can have a rest after your long journey. Make yourself at home.



Your home stay provider should then show you which bus you will need to get to the school the next day.



You should aim to be at school by 8:45am.



You need to be at school on your first day at 8:45am to register. Please bring your passport and visa if applicable.



# I am staying in College Residence

Make sure you have the address and contact information.



On arrival your House Parent or the House Matron will be there to greet you, give you your keys and show you around.



You can then settle in and meet your fellow housemates.



You will be provided with bed linen, towels and essentials. Please ask if you're not sure what you need to bring.



You need to be at school on your first day at 8:45am to register. Please bring your passport and visa if applicable.



To find your way to the school use the map (on the last page), or ask your house staff or fellow students in your residence.





## ACCOMMODATION

Please read your [“Homestay”](#) or [“College Residence”](#) Handbook carefully. Every effort has been made to find you the type of accommodation requested. If this has not been possible, the accommodation reserved for you has been the best available at the time.

- A reasonable amount of time should be taken to settle at the accommodation you have been given.
- Should you have any problems, or you feel homesick, don't suffer alone. Speak to your Personal Tutor or the Accommodation and Welfare Officer.
- However, if you are not happy where you are living, it is a good idea to discuss the problems with the Accommodation and Welfare Officer before making any sudden decision to move.
- Please see the Welfare and Accommodation Officer to discuss any problems or worries you may have. Most problems are easily sorted: changing your homestay is a 'last resort' option, if all else fails. Please remember that you must give one week's paid notice

You must tell the college if:

- Anybody behaves in a way you feel is unacceptable
- Your food is not suitable
- Your living or sleeping conditions are not suitable
- You are not allowed home before a given time
- You feel threatened or afraid for any reason

### Residential Accommodation.

There are rules which are specific to the college residence. These rules are not intended to restrict your freedom but to protect your safety, and it is in your own interest to follow them. There is also a College Residence handbook to which you should refer. You will also be asked to sign a code of conduct relating to your College Residence.

Breaking the Accommodation rules or any of the rules from the House Handbook could result in disciplinary procedures and students being removed from the accommodation.




## HOMESTAY

- You should treat your homestay host with respect and politeness, as you would expect them to act towards you in your country and at your home.
- Staying with a homestay provider should be enjoyable and it is a great opportunity to learn about the English culture.
- Although you are paying for staying with your homestay provider you should not treat this as a hotel. Hotels are very expensive in Bath so the homestay experience is not a substitute for hotel-type accommodation. Living in somebody else's house is really just a matter of consideration, politeness and tolerance.
- Try to be clean and tidy, offer to help where possible, and enjoy being part of the family.
- If you are unhappy about something, discuss it immediately with your landlord/landlady.
- Remember to always ask permission to borrow or use something and never take anything from your host's home without asking first.
- Homestays are generally anxious to please and many problems can be solved easily. Please refer to the separate Homestay Handbook.

## PRIVATE ACCOMMODATION

- Private accommodation is when you live in a house, flat or studio accommodation on your own or with other students and this is generally arranged by yourself.
- There are many things to think about:
  - less contact with English speakers outside of classroom hours,
  - cooking, washing, and many hidden costs that can arise and should be investigated beforehand.
- For guidance and advice, please see the Welfare and Accommodation Officer, and refer to the handbook given to you by the Accommodation provider.





# TRAVEL TO BATH

Students under the age of 16 must travel from the Airport to their accommodation with Bath Academy Airport Transfer service. There are other options for students aged 16 and over:

## From London Heathrow Airport:

- Airport Transfer Available
- Coach Service: 403 from London Heathrow to Bath Bus Station:  
**£12 if booked in advance**  
**£35 if bought on the day**
- Train Service: Train to Reading > Change > Train to Bath Spa Station  
**£75 if booked in advance**  
**Up to £150 if bought on the day.**

## From London Gatwick Airport:

- Airport Transfer Available
- Coach Service: London Gatwick to Reading > Reading to Bath Bus Station-**£17.80 if booked in advance.**  
**£35 if bought on the day.**
- Train Service: Train to Reading > Change > Train to Bath Spa Station  
**£75 if booked in advance**  
**Up to £150 if bought on the day.**

## From Bristol Airport:

- Airport Transfer Available
- Coach Service: A4 Service to Bath Bus Station - **approximately £14 per ticket.**
- Train Service: Bus to Bristol Temple Meads Railway Station > Train to Bath Spa TrainStation -**approximately £25 per ticket.**

**Train Tickets:**  
[www.thetrainline.com](http://www.thetrainline.com) or [www.nationalrail.co.uk](http://www.nationalrail.co.uk)

**Coach Tickets:**  
<https://beta.nationalexpress.com/en>





## TRAVEL IN BATH

Bath Academy is located in the heart of the Georgian City of Bath. It is well connected by regular buses all around the city. Student bus passes can be purchased from the Bus Station after you have registered at Bath Academy and received your Student Card.

Bus passes (current cost):

**£22 per week for adults**

**£16.50 or young people under 21.**

More information can be found here:

[www.firstgroup.com/bristol-bath-and-west/tickets/ticket-prices](http://www.firstgroup.com/bristol-bath-and-west/tickets/ticket-prices)

Walking is, of course, the cheapest option and as Bath is relatively small many students choose to walk around the city. You will find a useful map of the city on the last page of this handbook.

### Travelling in the UK

Trains are usually the most convenient way to travel to other parts of Britain. Tickets should be booked in advance and as early as possible to save money. There are various online train booking sites that offer discounted tickets.

If you are aged 16-25, or a full-time student over 25, you can apply for a discounted railcard which costs £30 for one year and saves you up to 1/3 off most rail fares across Britain.



## MONEY

### Long-term students

If you want to study in the UK for a long period, there is a good selection of national and international banks in Bath - including HSBC, Barclays, Lloyds TSB & Santander.

If you already have an account with one of these banks you should be able to transfer it to a branch in Bath. Otherwise, once you have registered, we will give you sufficient paper work to open your own bank account.

### Short-term students

If you are here for a shorter period, you might be able to just use Cash Machines (ATM). Check with your home account that your card will be okay to use with UK Cash Machines as some banks apply fees for doing this

### Banking

It will be useful to have cash (£) on you when you arrive in the UK.

You can also open an online bank account which converts currency as well. Two options would be:

- Revolut
- Monzo



We will also help you open a bank account if you are staying in Bath for longer than 6 months (more information in the General Information section on page 16).

You can collect an application form for a railcard at Bath Spa Train Station or apply online at: [www.16-25railcard.co.uk](http://www.16-25railcard.co.uk)



## HEALTHCARE

The National Health Service (NHS) is the UK's state healthcare system providing doctor/hospital treatment and dental care. The Bath Academy Student Welfare Officer and School Nurse will assist you in registering with a doctor as soon as possible following your arrival.

All Students on a student Visa and coming to the UK for 6 months or longer will have paid an immigration health surcharge as part of their visa application fee. This entitles students to access NHS care free of charge in the same way as a UK Resident.

It is your decision whether you have private healthcare insurance. You may wish to consider this to cover the following potential health-related costs:

- Loss of fees if you are unable to complete your course
- Costs incurred returning to your home country for treatment
- Private medical treatment may offer provision over and above the NHS treatment

If you have already have medical insurance in your home country, you may wish to check whether this can be extended to cover your stay in the UK.

More information can be found on the [UKCISA website](http://www.ukcisa.org.uk):

You can apply for a prepayment certificate online on the NHSBSA Website:  
<https://services.nhsbsa.nhs.uk/buy-pres>



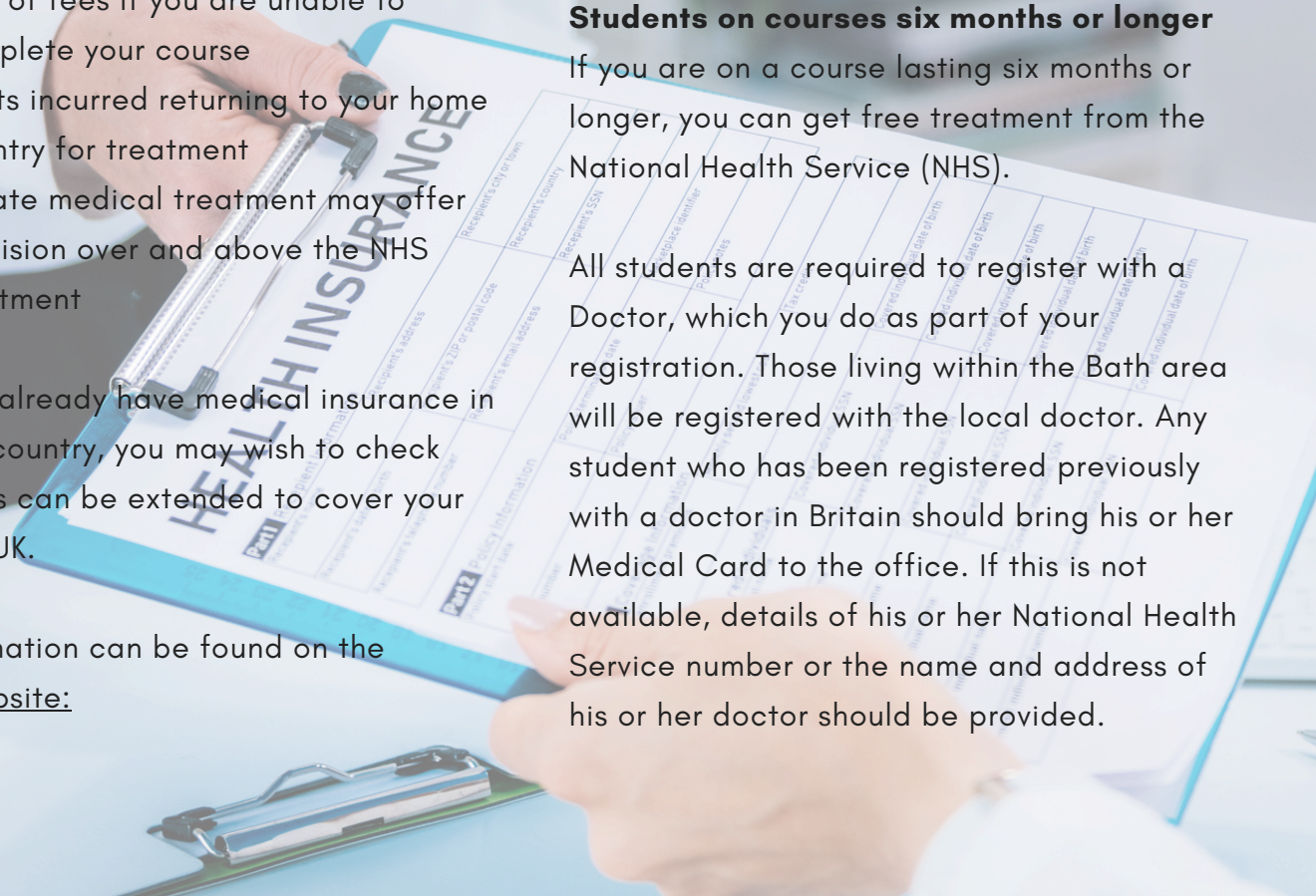
### Emergency Treatment

The Bath Accident & Emergency Department is at the Royal United Hospital (RUH) at Combe Park in Weston, Bath. It is open 24 hours a day, seven days a week. However, this should only be used in cases of an emergency! If you require an ambulance please call **999**, again this should only be used in cases of an emergency.

### Students on courses six months or longer

If you are on a course lasting six months or longer, you can get free treatment from the National Health Service (NHS).

All students are required to register with a Doctor, which you do as part of your registration. Those living within the Bath area will be registered with the local doctor. Any student who has been registered previously with a doctor in Britain should bring his or her Medical Card to the office. If this is not available, details of his or her National Health Service number or the name and address of his or her doctor should be provided.





## HEALTHCARE CONTINUED...

### Students on courses six months or less

If you are on a course less than six months long, Bath Academy strongly recommends that you take out Private Health Insurance as you are not covered by the NHS. Any treatment you receive is regarded as private and can cost a lot of money, therefore it is very important to take out adequate health insurance to cover the full duration of your stay in the UK.

**Dentist/Teeth** - There are very few NHS dentists in Bath, so you may be seen quicker through a private practice. The recommended dental practice is **Green Park Dentist** (privately-run). The price will vary according to the treatment you require.

**Opticians/Eyes** - If you are under 19 and in full-time education, you are entitled to a free sight test. If you are over 19 and require a sight test, the price ranges from **£20 - £30** depending on where you go.

### Prescriptions

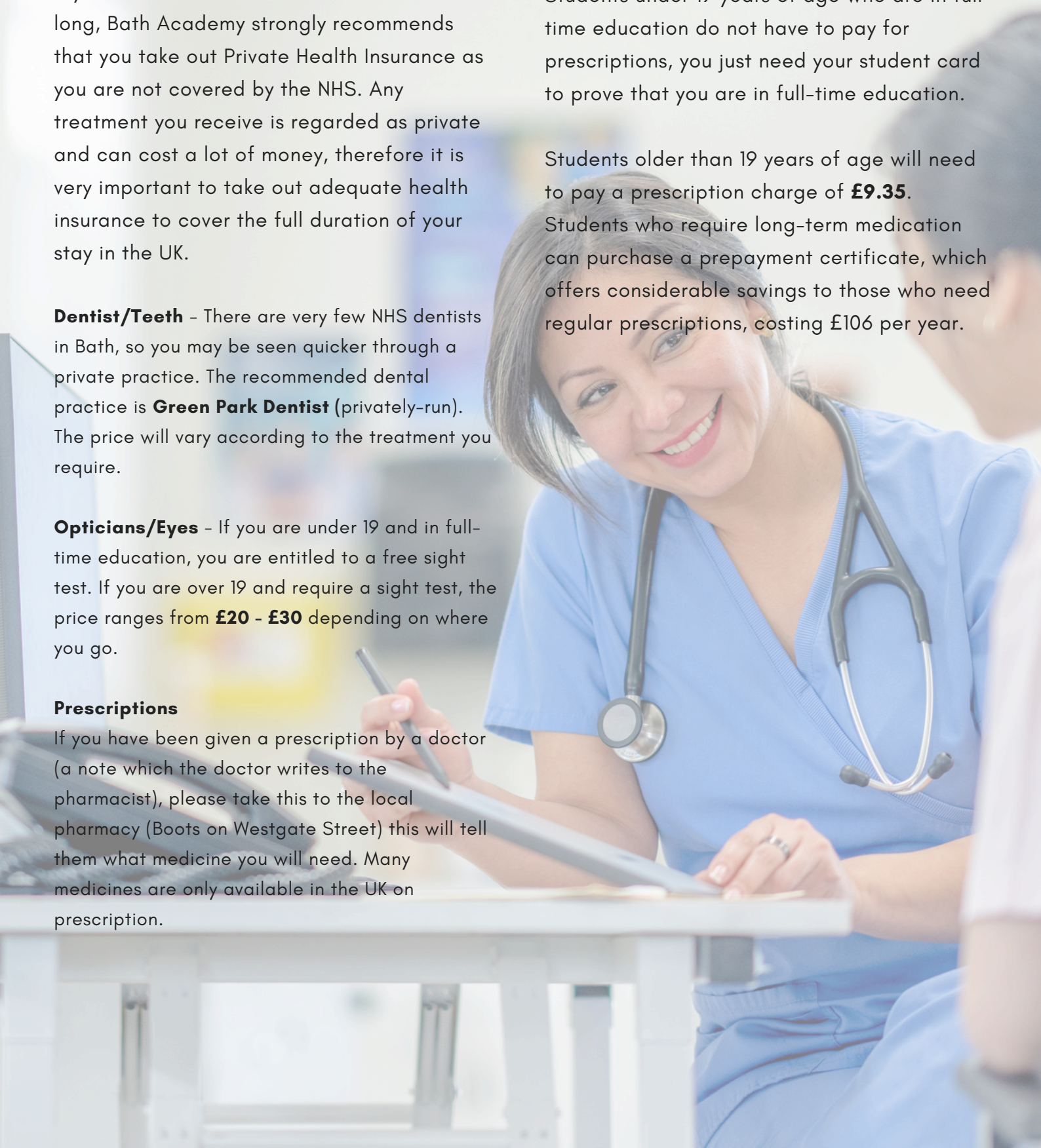
If you have been given a prescription by a doctor (a note which the doctor writes to the pharmacist), please take this to the local pharmacy (Boots on Westgate Street) this will tell them what medicine you will need. Many medicines are only available in the UK on prescription.

### Payment of Prescriptions

Students under 19 years of age who are in full time education do not have to pay for prescriptions, you just need your student card to prove that you are in full-time education.

Students older than 19 years of age will need to pay a prescription charge of **£9.35**.

Students who require long-term medication can purchase a prepayment certificate, which offers considerable savings to those who need regular prescriptions, costing £106 per year.





## HEALTHCARE CONTINUED

**Get Help for Your Symptoms** - You can ring **111** and they will offer you assistance, advice, and reassure you if a visit to the doctor is necessary. This service is 24 hours a day, or visit their [website](#).

**Ask a Pharmacist** - this is a qualified professional who works at a chemist. They can offer you expert advice and offer suitable medication for common illnesses and ailments such as common colds, stomach upsets, headaches, coughs, small cuts and grazes, bites and stings, blisters, bruises and minor burns, sprains and strains.

**Doctors Appointment** - Doctors in the UK deal with all non-emergency procedures. You can only see a doctor by booking an appointment. If you have any medical concerns at all, the college staff are always available to help you in any way they can, and please do not hesitate to contact the Welfare and Accommodation Officer or Nurse. Your Doctor is registered with St James Surgery.

- Contact and book an appointment with a DOCTOR if you feel it is really necessary, Appointments are normally booked up a few days in advance, only emergency appointments are available the same day (Monday - Friday).
- All appointments can be made through the Welfare and Accommodation Officer. If you require a doctor out of hours or at the weekend, you can book an appointment with the Primary Care Centre (Tel: 01225 461676) which is located at the Royal United Hospital, Combe Park, Bath. If an appointment has been made for you, you must keep it (or cancel it).
- There are situations when you should seek urgent medical help, and it is important to know where and when to go to the nearest Accident and Emergency department, or dial 999 for an ambulance. In Bath the Accident and Emergency department is located at the Royal United Hospital, Combe Park, Bath.

While you are at the College, the registered people in charge of First Aid are Alan Chapman (School Nurse) Sam Hollingshead (Head of Admissions), John Desmond (Study Centre Supervisor), Natalia Knott (Welfare and Accommodation Officer) and James Knott (Vice Principal Operations).

If you require first aid for any reason, please contact any of the above people immediately, or go to reception, or contact any member of staff.



# GENERAL INFORMATION

## Clothing

- Casual clothing is acceptable at school, however hats/caps should be removed once inside.
- It is more important is to bring the correct clothing which is suitable to the season you are coming in. Be aware that British weather is changeable so always bring some warm clothes, a waterproof jacket, and sensible shoes.

## Weather Temperatures

January: 7 °C  
 February: 8 °C  
 March 11 °C  
 April 13 °C  
 May: 17 °C  
 June: 20 °C  
 July: 22 °C  
 August: 22 °C  
 September: 19 °C  
 October: 15°C  
 November 11 °C  
 December: 8 °C

## Cost of living (these are guide prices)

Shampoo.	£3.40
Face cream	£5.00
Toothpaste	£1.50
Sanitary towels	£2.90
A sandwich	£3.00
Ice Cream	£1.80
A large pack of nachos	£1.00
Coke in a pub	£2.50
Loaf of bread	£1.50
Newspaper	£1.00
Conditioner	£3.40
Deodorant	£1.60
Toothbrush	£2.50
A cup of coffee	£3.00
A bar of chocolate	£0.70
A packet of crisps	£0.80
A pizza from a takeaway.	£7.50
A bottle of coke	£1.90
4 pints of milk	£1.10
Cinema Ticket	£7.50
Coach to London (Return)	£20.00*
Train to London (Return)	£40.00*
*if booked ahead	

## Public Holidays

Bath Academy will be closed and no classes will be held on Public Holidays (also known as Bank Holidays as banks are closed):

- Christmas Day – 25th December
- Boxing Day – 26th December
- New Year's Day – 1st January
- May Day – 1st May
- August Bank Holiday
- Easter Monday & Good Friday



# GENERAL INFORMATION

## Opening a Bank Account

In order to open a bank account in the UK, you need to be studying here for a minimum of 6 months. There are several things that most banks will need to see before they can open an account for you. These are:

- Your passport
- A letter of admission/enrolment from the college. You can get one of these from the office staff.
- Confirmation of your UK address
- Some banks ask that you put a minimum amount of money in your account.
- Check if your bank charges any fees for managing your account.

## Personal Safety

- When you go out, let your Homestay Provider or College Residence House Staff know the location and tell them when to expect you back.
- If you have a mobile phone make sure that it has sufficient credit for you to make calls in case your plans change.
- Plan ahead - how are you going to get there?
- Always go out with people you know and trust.
- Always use well-lit, busy roads and avoid shortcuts through dark, quiet areas.
- Walk confidently.
- Walk with friends and never walk alone at night. Use a taxi in case of need.
- Stay alert and be aware of your surroundings. Do not wear your personal stereo when out alone, as you will not be able to hear if someone is following you.
- Do not speak to people you do not know or go into their cars - even if they speak to you first.
- Never take money or gifts from people you do not know.
- Consider carrying a personal attack alarm, but not a self-defence spray as it is illegal in England.



# GENERAL INFORMATION

## Places of Worship

**Church of England** - Bath Abbey BA1 1LT Tel 01225 422462

Sung Eucharist on Sunday at 11.30am

Alternatively, near the college is Christ Church, Julian Rd, Bath BA1 2RH. Sunday 10.00am

**Methodist Church** - Nelson Place East, Bath BA1 5DA - Sundays 10.30am

**Roman Catholic** - The closest Roman Catholic church is St John's located at South Parade Bath, Avon BA2 4AF (Telephone: 01225 464471) Sunday Mass - 9:30 or 11am.

Alternatively, St Mary's, Julian Rd, Bath BA1 2SF (01225 311725) Sunday - 10.30 am.

**Russian Orthodox** - Orthodox Parish of St John of Kronstadt

(Parish Priest: Fr Seraphim Johnson, tel 01225 317604) bathorthodoxchurch@gmail.com Divine Liturgy - 10.30am at St Matthew's Church, Widcombe Hill, Bath BA2 6AA

**Muslim** - There is a Mosque and Islamic Centre in the City of Bath at: 8 Pierrepont Street, Bath, BA1 1LA (Telephone 01225 460922). Languages spoken are English, Arabic and Malay.

**Buddhist** - Bath Buddhist Group: 12 Station Road, Lower Weston, Bath, BA1 3DY (Telephone 01225 337918)

**Hindu** - The nearest temples are in Bristol: Hindu Temple, 163b Church Road, Red field, Bristol, BS5 9LA (Telephone 01179 351007). Languages spoken are English, Punjabi, Hindi, and Gujarati.

**Sikh** - The nearest Sikh temples and groups are in Bristol: Bristol Singh Sabha, 491 Stapleton Road, Bristol, BS5 6PQ

**Jewish** - The nearest Synagogues are in Bristol: Bristol Hebrew Congregation, 9 Park Row, Bristol, BS1 5PL (Telephone 01179 273334). Languages spoken are Hebrew, Yiddish and English.

**Chinese Society** - The BEACh (Bath East Asian Chinese) & Friends Group have several monthly meetings and issue a monthly newsletter. The office is located in the centre of town: 27A Westgate Street, 1st Floor, Bath BA1 1EP (Telephone 01225 428688, Email beachgroup\_bath@yahoo.co.uk).



## GENERAL ADVICE

- British people may sometimes seem reserved and distant. This is not because they are being deliberately unfriendly; often they are trying to not invade your privacy.
- Britain is generally a very tolerant country and known for liberal attitudes towards people of other nationalities who choose to live in the UK. Men and women have equal status in the UK, as does everyone regardless of race, religion or appearance.
- British people may not seem to be very direct. This is because they don't wish to be impolite so may not say what they really think.
- It is considered important and respectful to say 'please', 'thank you' and 'sorry' when appropriate.
- Punctuality is very important. You must make sure you are on time for lectures, tutorials, seminars, interviews and when meeting people.
- Gender roles may seem different and confusing; it is quite acceptable to see couples, including same sex couples, kissing and holding hands in public.
- British people are very aware of their 'personal space' and do not like it if you get too close to them, for instance, when having a conversation.
- Freedom of speech and the right to express opinions is considered to be important and it is all right for you to disagree with others, particularly in lectures, tutorials and seminars.
- British clothing may seem rather plain, or even scanty and immodest.
- Talking in a different language is tiring, and you may find the regional accents difficult to understand. Never feel embarrassed about asking people to speak more slowly or to repeat what they have said to you.
- Students should remember the core British values: Democracy; The rule of law; Individual liberty, and Respectful tolerance of different faiths or beliefs
- In the UK we drive on the left-hand side of the road. Look right-left-right when you cross a road.
- Please do not walk around with large amounts of cash and do not leave money lying around in the college or in cafes or restaurants. Keep your money and belongings safe at all times.





## Settling in for International Students

During the first few days expect to feel tired or jetlagged due to long distance travel and time change. Try and get plenty of rest, fresh air and eat a balanced diet.

During the first month, you may also experience a range of feelings and symptoms, such as confusion and isolation, loss of appetite, sleep disturbances, lack of concentration and tiredness. This is a normal and a fairly healthy reaction for someone who has moved from a familiar to an unfamiliar place. Moving into an unfamiliar culture can be unsettling; this is called 'culture shock'.

There are several things you can do to lessen culture shock

1. Simply understanding that this is a normal experience may itself be helpful. It shows that you are already adapting to your new surroundings.
2. Keep in touch with home.
3. Have familiar things around you, such as pictures of family and friends.
4. Make friends with other students, who are also likely to be experiencing the same feelings as you.
5. Talk to the people around you, friends, your personal tutor, staff, and your homestay or house staff.
6. Don't forget to get as involved as you can in English life; make an effort to get to know Bath and try to establish routines.

Try using **'please'** and **'thank you'** regularly. British people feel more comfortable when these words and phrases of general politeness are used. You should try and use them when shopping, at college, with your homestay / at the College Residence, and on public transport.

Gender roles in the UK may also be different than in your own country. Women in the UK are entitled to equal respect and status with men in all areas of life.





## FIRST DAY AT BATH ACADEMY

On a student's first day at Bath Academy you will meet the Admissions Team who will complete your registration, take original copies of ID and Visa documents and give you a welcome pack.

Your welcome pack will include a Student Handbook informing you of how you will spend your time at Bath Academy. It will also provide you with information about the Georgian City of Bath.

The Admissions Team will also show you around the College and you can ask us any questions you may have or anything you are uncertain about.

## ENGLISH LANGUAGE CLASSES

Morning classes are from Monday to Friday beginning at 8:45AM and finishing at 12PM. Afternoon classes are from Monday to Thursday from 1PM - 3PM.

Students must be in class by this time. Students are expected to attend their lessons regularly and arrive on time. Late arrival at the start of the class is disruptive to the class and students will not be allowed in to the class if they arrive more than 10 minutes late.

If students are ill, or are going to be late, they must phone Bath Academy (+441225 334577) before 8:45am to inform reception.



## LAWS AND REGULATIONS IN THE UK

**Travelling without a ticket:** In the UK everyone who uses public transport must purchase a ticket before travelling. You must keep your ticket throughout the journey. If you are asked to show your ticket by a member of staff you must do so. Failure to show a ticket when asked could result in being fined.

**Gambling:** You must be 18 or over to place a bet in a casino or a betting shop. If you are aged over 16, you can buy a lottery ticket. Anyone aged under 16 who gets hold of a ticket will not be entitled to any money they might win.

**Indecent images:** You are breaking the law if you take or share an indecent picture of someone who is under the age of 18 under the Protection of Children Act 1978 and Criminal Justice Act 1988.

**Smoking:** The minimum age for smoking in the UK is 16, however, the minimum age is 18 to buy cigarettes, rolling tobacco, cigarette papers and other smoking products. If you are under 16 and a Police Officer catches you smoking in a public place they will confiscate your cigarettes. It is also illegal to smoke in enclosed public spaces in the UK, this includes the Bath Academy buildings.

**Alcohol:** The legal age to purchase alcohol and/or drink in pubs or bars in the UK is 18. You will need to carry a valid form of identification to prove your age. You will be refused if you look younger than this and do not have any identification. Please remember that if you are living in accommodation arranged by Bath Academy, you are not allowed or keep alcohol at the premises.

**Drugs:** All drugs in the UK are illegal.

**Weapons:** You require a license to carry a weapon in the UK. You are not allowed to carry any knives or any threatening items.





# LAWS AND REGULATIONS IN THE UK CONTINUED...

## Driving

If you are a student holding a full driving licence you may drive cars in the UK. If you do not hold a licence you must have been studying in the UK for at least 6 months before you can take a driving test or apply for a full licence.

## Working

Children cannot work full time until at least the age of 16. Visa students should also check if they can work under the conditions of their Visa.

## Insurance

Please purchase adequate insurance whilst staying in the UK, ensuring that your personal possessions are covered in case of theft or loss.

## Visas

It is your responsibility to make sure that you are in possession of a valid visa throughout your studies at Bath Academy and your stay in the UK. The Registrar will take a copy of your passport and your visa on your first day at Bath Academy and record your visa expiry date.





## FINAL CHECKLIST BEFORE DEPARTURE

- Have you obtained all the entry clearance/ visa information you need?
- Have you booked your accommodation with Bath Academy?
- Have you received your Letter of Acceptance from Bath Academy?
- Have you bought your flight ticket?
- Have you told Bath Academy when you plan to arrive in the UK?
- Have you checked your government's restrictions on taking money out of your home country?
- Have you spoken to your bank about transferring money to a UK account and obtaining a cash card?
- Have you checked any luggage restrictions for your flight? Have you obtained cash in UK sterling (££)?
- Have you spoken to doctor about any medicine you may need to bring with you and obtained a letter of explanation for immigration control?
- Have you arranged airport pick up with a contact in the UK?
- Do you have the following documents in your hand luggage or on your person when travelling: passport, accommodation and contact addresses for the UK, other relevant personal documents, traveller's cheques/cash?
- Have you got the Bath Academy emergency number?

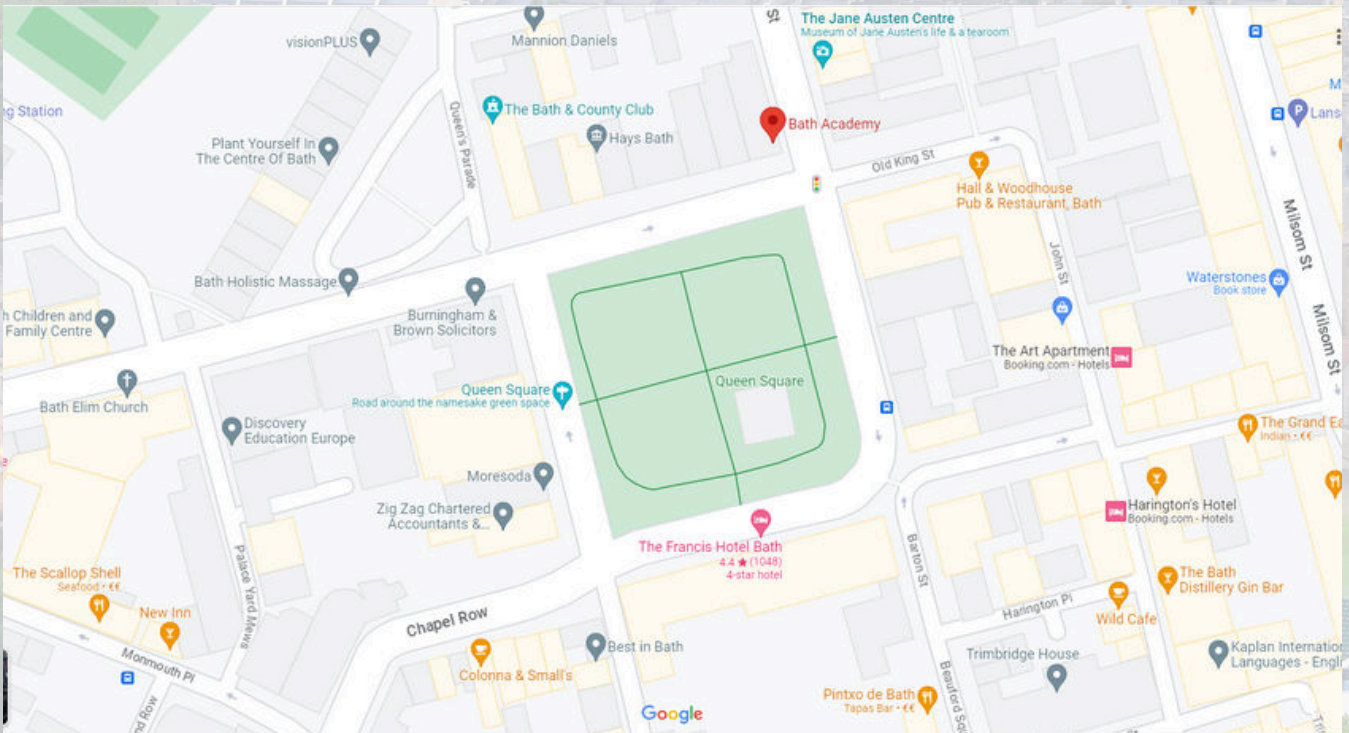
Remember to ask a member of staff if you have any questions before or during your time at Bath Academy!





# IMPORTANT ADDRESSES

## Bath Academy Main Building

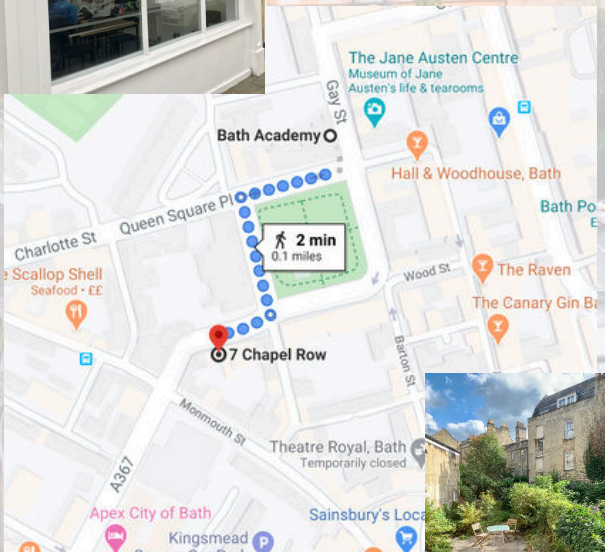


27 Queen Square, Bath, BA1 2HX

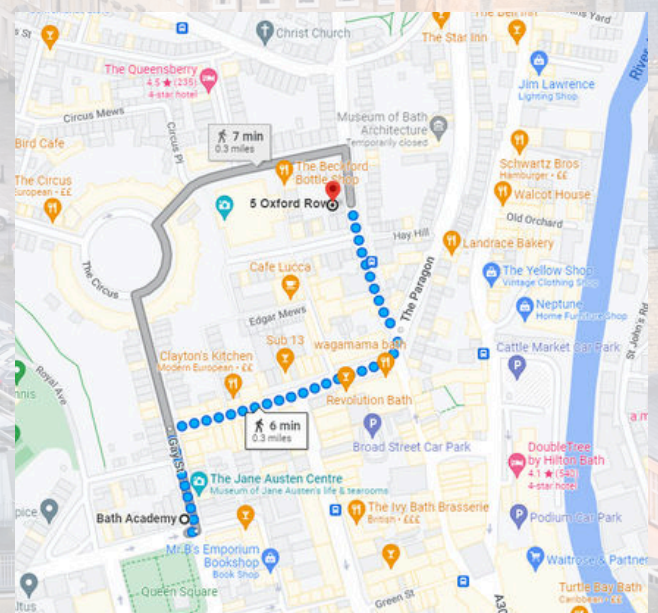
## Chapel Row (Cafe)



7 Chapel Row,  
Bath, BA1 7TQ



## Oxford House (Boarding Accommodation)



5 Oxford Row, Lansdown Road,  
BA1 2QN